

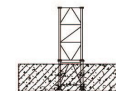
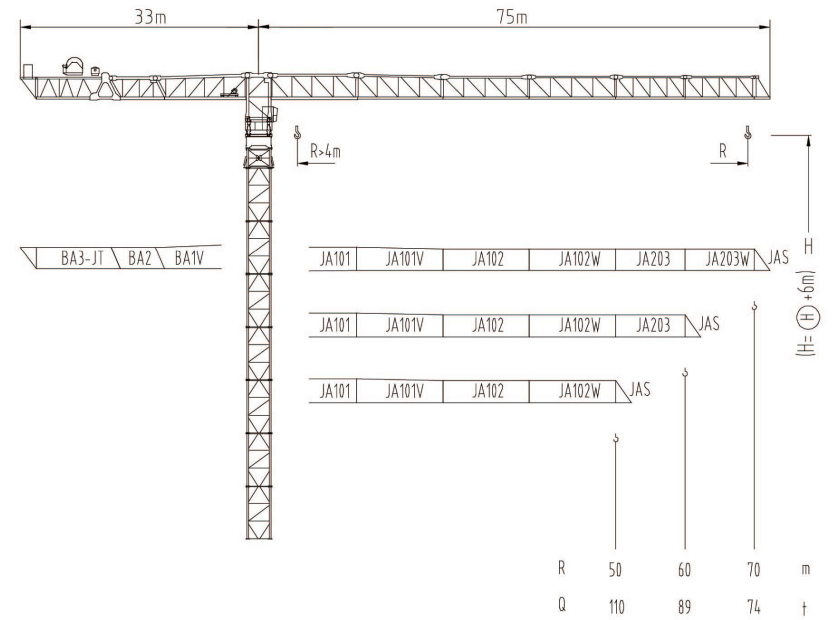


4500系列

JLP5800

280t

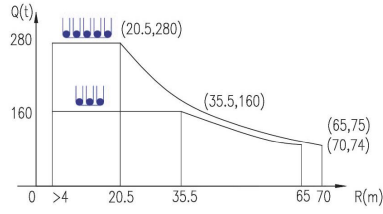
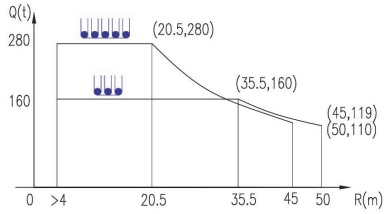
4500系列



JLP5800/280t

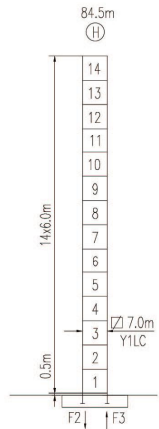
载荷曲线 Load Chart

R (m)	倍率 Fall	R(Cmax) (m)	Cmax (t)	20	25	30	35	40	45	50	55	60	65	70
70		35.5	160	160	160	160	160	142	124	110	99	89	81	74
60		20.5	280	280	231	189	159	136	119	104	93	84	75	
50		35.5	160	160	160	160	160	142	124	110				
		20.5	280	280	231	189	159	136	119	104	93			



特殊载荷可定制, 请咨询
Special data is available. Additional Loads on request

自立塔身高度 Self-supporting Tower Height



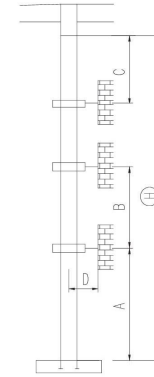
F2	940t	823t
F3	250t	293t
	900t	

■ 工作状态支反力 In service reaction
■ 非工作状态支反力 out of service reaction
● 整机自由高度重量 (不含平衡重及压重)
Total weight of free standing crane (excludes counter weight & ballast)

JLP5800/280t

附着塔机 Braced Crane

7.0m



塔身节 Mast	A (m)	B (m)	C (m)	D (m)	H (m)
Y1LC	75	60	66	>6.5	160 320*

附着层数 Number of tie collars = (H-A-C) / B + 1

主要性能参数 Specifications

机构 Mechanism					电动机 Motor kW
	m/min	t	m/min	t	
350LF315R16	0-7.9	160	0-5.3	280	1600m 315
	0-9.8	128	0-6.6	220	
	0-19.5	64	0-13	110	
350LF315R16	0-15.8	160	0-10.6	280	2x1600m* 2x315
	0-19.6	128	0-13.2	220	
	0-39	64	0-26	110	
200RA90H70	0 - 35m/min				90
24RFCV	0 - 0.3 rpm				4x24
RTT					*

电压 Voltage	kVA
380V (±10%)	*

*与制造商联系咨询 Contact us, please

本技术参数不受法律约束, 技术信息请详见相应说明书。
Specifications and data are not legally binding. For any technical information, please refer to corresponding instructions.



hnjlk.com

保留修改权力, 恕不另行通知 | Subject to modifications