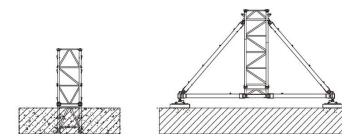
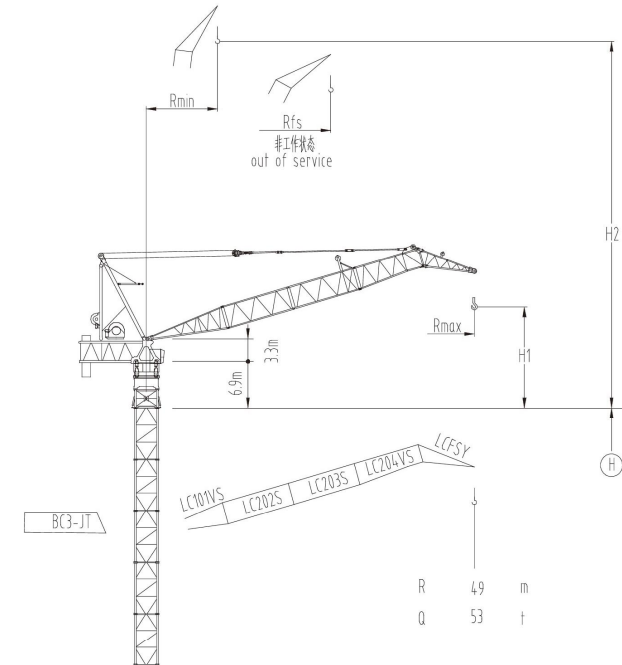
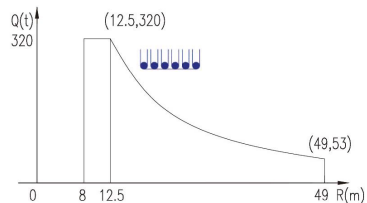


Rmax m	H1 m	Rmin m	H2 m	Rfs m
49	13.9	8	54.1	49



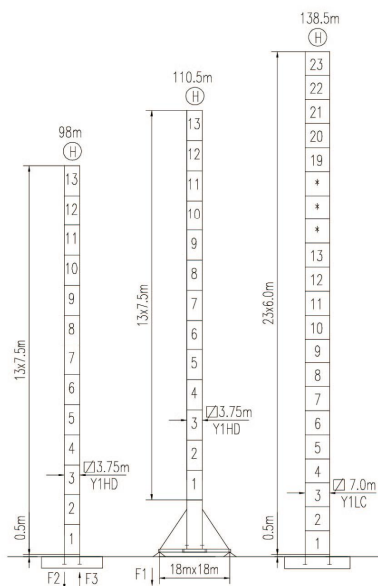
### 载荷曲线 Load Chart

R (m)	倍率 Fall	R(Cmax) (m)	Cmax (t)	15	17.5	20	25	30	35	40	45	49
49	5	12.5	320	256	214	182.9	139	109.8	89	73	60.9	53



特殊载荷可定制, 请咨询  
Special data is available. Additional Loads on request

### 自立塔身高度 Self-supporting Tower Height



F1	390t	450t
		*
F2	1023t	526t
F3	590t	244t
	650t	

■ 工作状态支反力 In service reaction    ■ 非工作状态支反力 out of service reaction  
 ● 整机自由高度重量 (不含平衡重及压重)  
 Total weight of free standing crane (excludes counter weight & ballast)

JLDF4000/320t

### 主要性能参数 Specifications

机构 Mechanism	性能参数		电动机 Motor
	m/min	t	
350LF220R16	0-3.2	320	1600m
	0-4	256	
	0-8	128	
350LF315R16	0-4.3	320	1600m
	0-5.4	256	
	0-10.8	128	
350RA220R380	5 min		220
18RFCV	0 - 0.3 rpm		4x18.5
RTT	*		

电压 Voltage	
380V (±10%)	*

\*与制造商联系咨询 Contact us, please

本技术参数不受法律约束, 技术信息请详见相应说明书。  
Specifications and data are not legally binding. For any technical information, please refer to corresponding instructions.



hnjzlk.com

保留修改权力, 恕不另行通知 | Subject to modifications