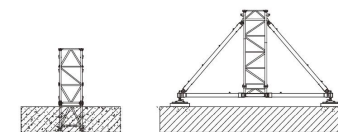
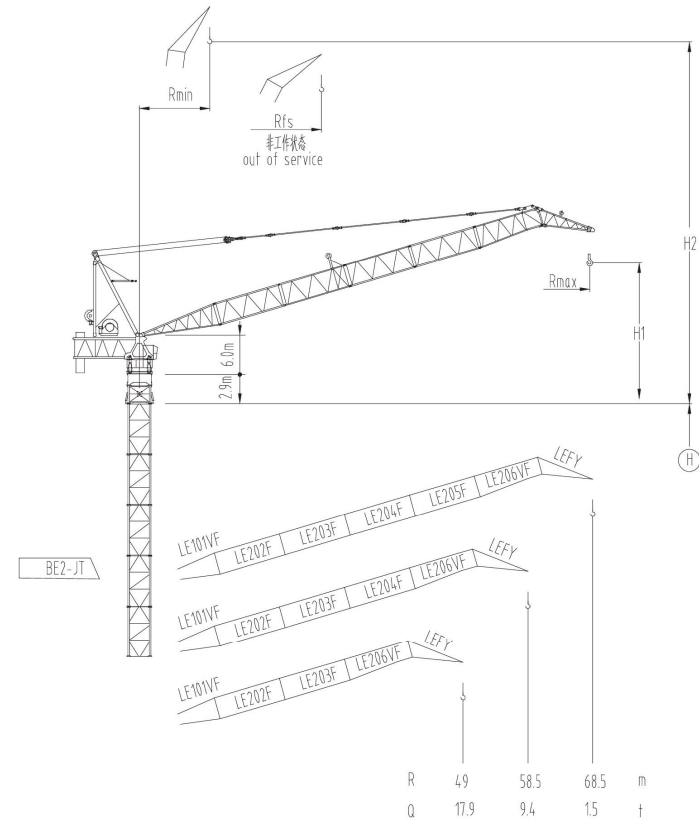
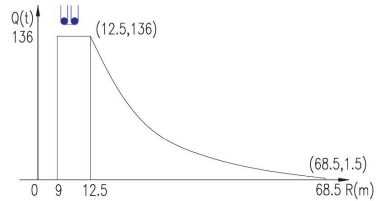
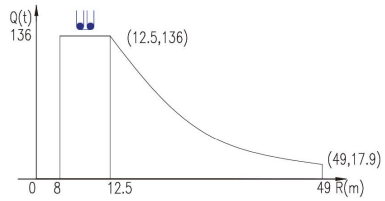


Rmax m	H1 m	Rmin m	H2 m	Rfs m
68.5	18.2	9	72.4	42
58.5	13.8	8.5	62.2	40
49	11.7	8	51.9	49



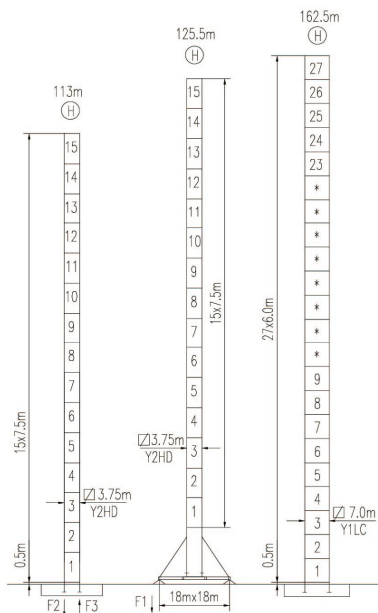
### 载荷曲线 Load Chart

R (m)	倍率 Fall	R(Cmax) (m)	Cmax (t)	25	30	37.5	40	47.5	50	58.5	60	68.5
68.5	12.5	136	53	39.4	25.8	22.3	14.2	12.1	6.2	5.2	1.5	
58.5	12.5	136	56.1	42.8	29.5	26.2	18	15.8	9.4			
49	12.5	136	56.8	43.8	30.8	27.5	19.2					



特殊载荷可定制, 请咨询  
Special data is available. Additional Loads on request

### 自立塔身高度 Self-supporting Tower Height



	●	■
F1	319t	392t
		*

	●	■
F2	743t	1097t
F3	358t	793t
		555t

■ 工作状态支反力 In service reaction  
 ■ 非工作状态支反力 out of service reaction  
 ● 整机自由高度重量 (不含平衡重及压重)  
 Total weight of free standing crane (excludes counter weight & ballast)

JLDF1700/136t

### 主要性能参数 Specifications

机构 Mechanism	吊钩 Hook		电动机 Motor
	m/min	t	
400LF160R16	0-5.5	136	1600m 160
	0-7	110	
	0-14	55	
400LF220R16	0-7.5	200	1600m 220
	0-9.5	160	
	0-19	80	
300RA90R380	4 min		90
15RFCV	0 - 0.3 rpm		3x15
RTT	*		

电压 Voltage	kVA
380V (±10%)	*

\*与制造商联系咨询 Contact us, please

本技术参数不受法律约束, 技术信息请详见相应说明书。  
Specifications and data are not legally binding. For any technical information, please refer to corresponding instructions.

2800系列

2800系列



hnjzk.com

保留修改权力, 恕不另行通知 | Subject to modifications